



Find Appointments for Support and Resources

LOG IN

Log in using Single Sign-On

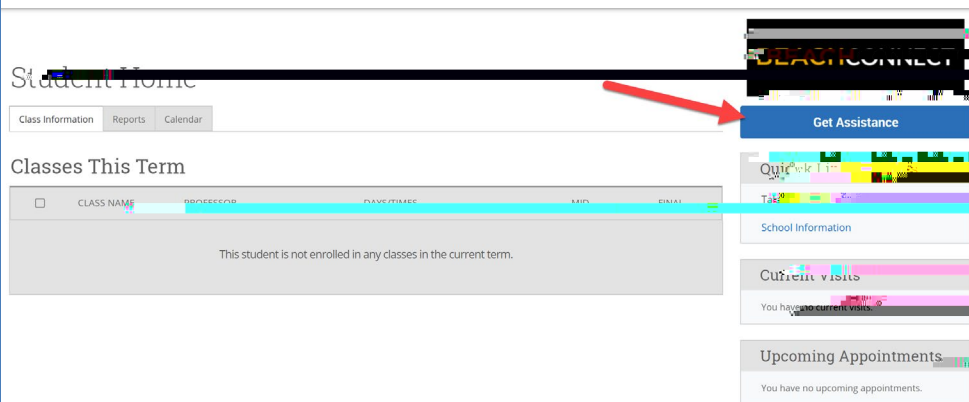
<https://sso.csulb.edu>

Use your student ID number and Beach password (same as used for MyCSULB/BeachBoard). Click on the BEACH CONNECT button.



GET ASSISTANCE

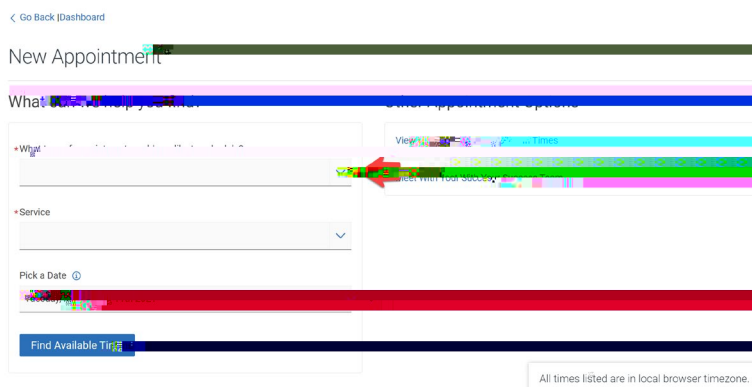
On the far right side, click the "Get Assistance" Button to make an advising appointment.



CHOOSE TYPE

From the drop down menu choose the type of appointment you need. Currently you can schedule appointments for:

- Academic Advising
- Academic Coaching
- Tutoring
- Veterans Services
- Writing Support

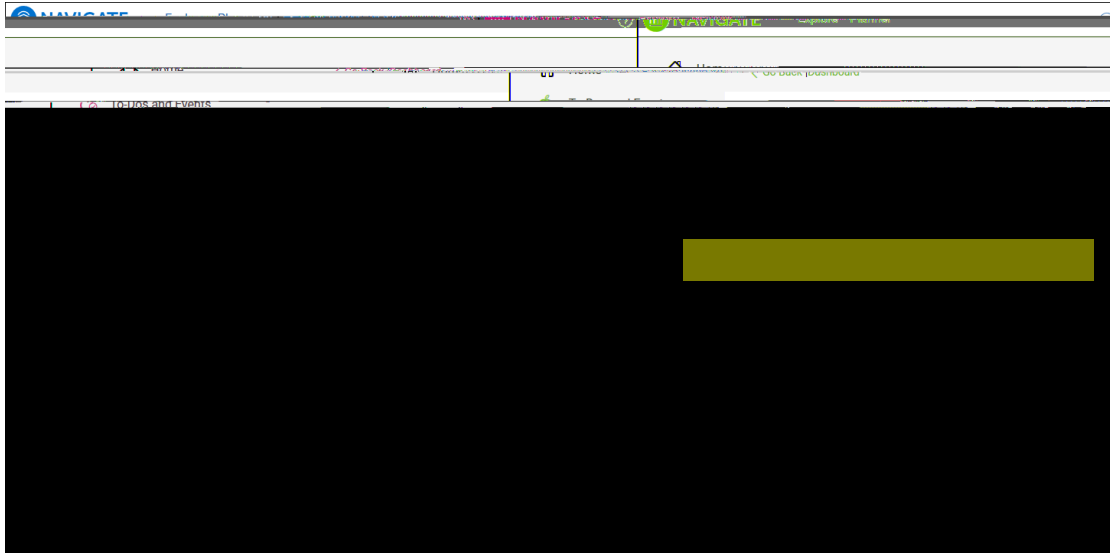


SELECT SERVICE

Choose the reason for your appointment. Scroll down to see all the

Using Personal Availability Links (PALs)

If you are sent a Personal Availability Link you can go directly to the staff's availability. After you authenticate you will see this page. You may need to select the service you wish to schedule.



Click **Find Available Time** to see a list of the days and times to schedule.

